

Australian Government
Climate Active Program
Public Disclosure Summary




NAME OF CERTIFIED ENTITY: Paper Australia Pty Ltd (Australian Paper)

REPORTING PERIOD: 1st January 2019 – 31st December 2019

Declaration

To the best of my knowledge, the information provided in this Public Disclosure Summary is true and correct and meets the requirements of the Climate Active Carbon Neutral Standard.

Signature 	Date 20/05/2020
Name of Signatory Craig Dunn	
Position of Signatory General Manager - Communications & Sustainability	
Carbon neutral certification category	Product
Date of most recent external verification/audit	25/03/2019
Auditor	RSM
Auditor assurance statement link	



Australian Government
**Department of Industry, Science,
Energy and Resources**

Public Disclosure Summary documents are prepared by the submitting organisation. The material in Public Disclosure Summary documents represents the views of the organisation and do not necessarily reflect the views of the Commonwealth. The Commonwealth does not guarantee the accuracy of the contents of the Public Disclosure Summary documents and disclaims liability for any loss arising from the use of the document for any purpose.

1. Carbon neutral information

1A. Introduction

Paper Australia Pty Ltd (Australian Paper) is the leading producer of office, printing and packaging paper in Australia, manufacturing from its mill at Maryvale, Victoria.

Australian Paper produces and markets thousands of non carbon neutral paper products and about 100 Carbon Neutral certified paper products were sold during the reporting period. Products include office papers, bag papers, printing papers and recycled paper in both sheet and roll forms. Maryvale Mill is one of the largest integrated pulp and paper manufacturing sites in Australia, producing close to 600,000 tonnes of paper from facilities including a wood yard, three pulp mills, five paper machines, two recycling plants and converting facilities. The product delivered by Australian Paper consists of a range of branded paper products with a proportion sold under the carbon neutral logo throughout Australia and New Zealand.

The LCA undertaken covers the raw materials, production, packaging, distribution and disposal of all products produced at the Maryvale mill. The LCA model for paper manufacturing includes over 250 raw material inputs flowing through approximately 600 intermediate processes across the mill. The functional unit is one tonne of certified paper product. This inventory has been prepared based on the standards of *Climate Active for PRODUCTS & SERVICES version: effective from 1 November 2017* with data references from the *National Inventory Report 2017 Vol. 2* and *National Greenhouse Accounts(NGA) Factors 2019*. The emissions included in the inventory include all greenhouse gases CO₂, CH₄, N₂O, HCFs, PFCs, SF₆, HCFCs and CFCs.

The system boundary begins with raw material production in the form of roundwood production in hardwood and softwood forestry operations and in collection of recycled fibre for inclusion in paper production. It includes all raw material transport, pulping of wood fibre, imports of external pulp, production and finishing of paper products and finally packaging and distribution from the Maryvale mill. While the use of the paper is considered outside the system boundary, the landfilling of the paper products after use is included in the LCA.

1B. Emission sources within certification boundary

Quantified sources

The quantified emission sources inclusive of cradle-to-grave inputs and outflows are listed below in the system boundary (1C).

Excluded sources

The following emission sources have been excluded in line with the provisions of the Climate Active Guidance for Products & Services. The impact of excluding these sources is not expected to materially affect the overall total emissions.

1. Office equipment and consumables i.e. staplers, stationery, printers etc.

Quantifying emissions is not cost effective due to the relative size of the emissions. Office equipment and consumables are estimated at less than 0.001% of overall emissions.

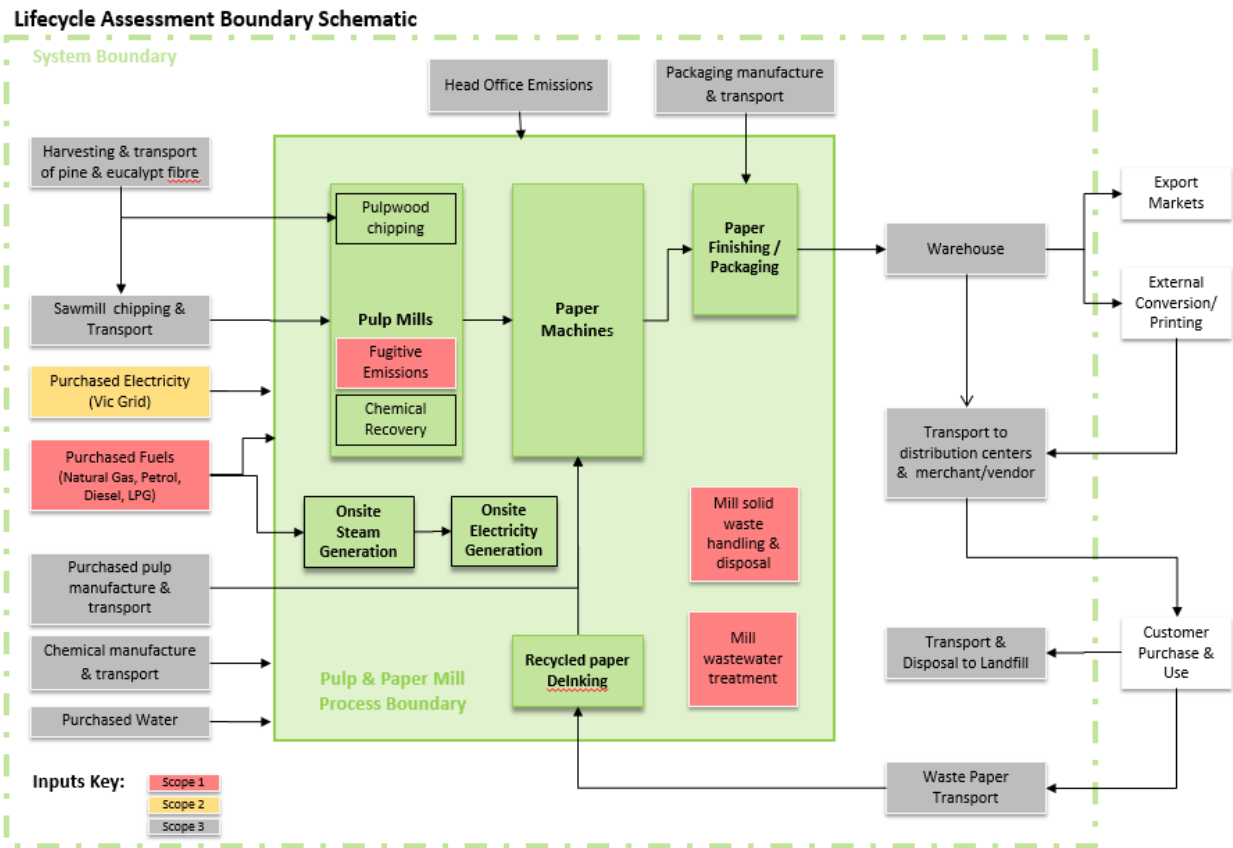
2. Paper machine consumables i.e. machine fabrics

Quantifying emissions is not practicable or cost effective due to the highly complex and specialised nature of the manufacture of these consumables, and their emissions have been previously estimated at less than 1% of overall emissions.

3. Offsite finishing and processing

Small quantities of some products are directed for offsite finishing prior to sale. This is done at the request of customers and is specific to their needs for the end use of the paper. External conversion is not included in the system boundary.

1C. Diagram of the certification boundary



2. Emissions reduction measures

2A. Emissions over time

Australian Paper reports emissions on a product by product basis. Australian Paper makes no comparison of total emissions over time, other than the specific emission factor which might apply to an individual product – used as an indicator of the efficiency with which Australian Paper has produced the product. Base year emissions and any historic data are not recalculated for organic growth or decline. Organic growth/decline refers to increases or decreases in production output, changes in product mix, changes in energy efficiency through capital upgrades, and closures and openings of operating units that are owned or controlled by the company. The rationale for this is that organic growth or decline results in a change of emissions to the atmosphere and therefore needs to be counted as an increase or decrease in the company's emissions profile over time.

Thus, Australian Paper will apply a base year recalculation, and recalculations to any subsequent year, on:

- changes in calculation methodology or improvements in the accuracy of emission factors or activity data that result in a significant impact on the base year emissions data
- or discovery of significant errors, or a number of cumulative errors, that are collectively significant.

The threshold for triggering a recalculation is when a retrospective change in the points above would be expected to result in a 5% change of a product's specific emissions intensity from that originally calculated in the baseline year.

Table 1. Emissions since base year			
Product	Base Year: 2012	Emission Intensity [t CO ₂ per t paper]	Comments
All CN Products	2012	2.24	Highest proportion of biomass fuel since 2009 High proportion of sales of lower emissions intensity papers Lower proportion of sales tonnes from Shoalhaven mill (with higher emissions intensity products)
CN Products	2013	2.57	Additional emissions factor added to chemicals footprint.
All CN Products	2014	2.60	
All CN Products	2015	2.67	Lower proportion of biomass fuel, across lower production output Slow startup of new recycling/DiP plant Increased proportion of recycled content and higher specific footprint papers
All CN Products	2016	2.38	Improved efficiency of recycling/DiP plant Electricity impacts per tonne CN papers lower than 2015 Lower production output and increased sales of CN products
CN Products	2017	2.35	Lower production output and increased sales of CN products Gas impacts per tonne CN papers lower than 2016
CN Products	2018	2.50	Accounting the sale of renewable energy credits and more inclusive emission boundary (head office energy etc.)

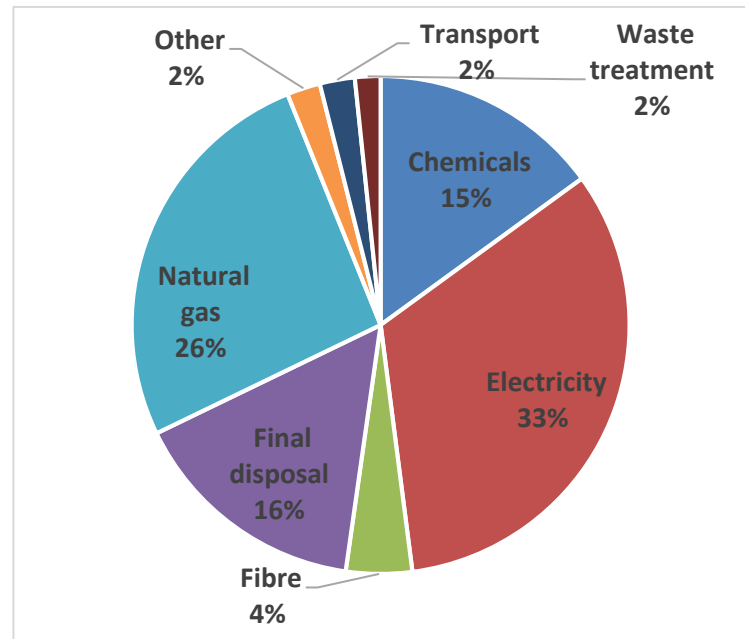
CN Products	2019	2.51	Additional renewable energy sales from 2018 and inclusion of additional log transport.
-------------	------	------	--

2B. Emissions reduction strategy

Australian Paper seeks to reduce its energy use year on year, and has experienced mill-based engineering personnel who analyse, assess and implement new projects across the site to ensure, to the extent practicable, those projects achieve reductions in the operational use of steam, gas and / or electricity. During the reporting period, a number of improvement projects were undertaken as part of our day to day operations, which were centered around upgrading equipment and improving energy efficiency. These projects each contributed to Australian Paper’s long term objective of achieving continuous energy efficiency improvements and emission reductions of 1% per annum. Emission reductions did occur during 2019, as with previous reporting years.

3. Emissions summary

Emission source	t CO ₂ -e
Chemicals	44,208
Electricity	97,213
Fibre	12,647
Final disposal	45,960
Natural gas	76,859
Other	6,397
Transport	6,707
Waste treatment	4,890
Gross emissions	294,881



4. Calculation method update

The categorisation of the many small chemical inputs was done manually by the consultant however this year the internal categorisation of chemicals used by Australian Paper (biocides, flocculants, alum, caustic soda etc.) was used to identify chemical types and allocate the appropriate emission factor. This improves the quality of matching the chemical types and is more consistent approach than the prior manual matching of every single chemical.

There was also an improvement in the calculation of transport of wood from forests with previous account using standard distance for all wood delivered to now a calculated value for different truck types based on actual supply.

5. Carbon offsets

4A. Offsets summary

Offset type and registry	Year retired	Quantity	Serial numbers	Note
VCU APX	2019	15,007	6380-318702602-318802601-VCU-034-APX-IN-1-1742-01012016-31122016-0	Offsets banked from previous year
VCU APX	2019	22,317	7088-368634863-368657179-VCU-034-APX-IN-1-1781-01012016-31122016-0	
VCU APX	2019	21,473	7089-368657180-368678652-VCU-034-APX-IN-1-1781-01012017-31122017-0	
VCU APX	2019	6,924	7086-368626981-368633904-VCU-034-APX-IN-1-1781-01012014-31122014-0	
VCU APX	2019	958	7087-368633905-368634862-VCU-034-APX-IN-1-1781-01012018-30042018-0	
VCU APX	2019	18,328	7090-368678653-368696980-VCU-034-APX-IN-1-1781-01012015-31122015-0	
VCU APX	2020	47,034	7672-421235621-421282654-VCU-034-MER-IN-1-93-01032015-31122015-0	
VCU APX	2020	32,966	7661-420673056-420706021-VCU-034-APX-IN-1-1742-01012017-31122017-0	
VCU APX	2020	19,308	7710-422913588-422932895-VCU-034-APX-IN-1-1081-01012015-31122015-0	
VCU APX	2020	14,565	7712-422949803-422964367-VCU-034-APX-IN-1-1081-01012017-31122017-0	

VCU APX	2020	16,127	7711-422933676-422949802-VCU-034-APX-IN-1-1081-01012016-31122016-0
VCU APX	2020	531	7778-427008669-427009199-VCU-034-APX-IN-1-380-11122017-10032018-0
VCU APX	2020	855	5359-227801397-227802251-VCU-005-APX-IN-1-380-11122016-10032017-0
VCU APX	2020	22,072	7776-426973806-426995877-VCU-034-APX-IN-1-380-11032017-10122017-0
VCU APX	2020	23,175	5358-227778222-227801396-VCU-005-APX-IN-1-380-01042016-10122016-0
VCU APX	2020	489	4706-193897746-193898234-VCU-050-APX-IN-1-380-11122015-31032016-0
VCU APX	2020	12,878	4707-193898235-193911112-VCU-050-APX-IN-1-380-11122014-10122015-0
VCU APX	2020	2,791	7776-426995878-426998668-VCU-034-APX-IN-1-380-11032017-10122017-0
VCU APX	2020	30,082	7708-422860173-422890254-VCU-034-APX-IN-1-1441-01012015-31122015-0
VCU APX	2020	26,345	7707-422833828-422860172-VCU-034-APX-IN-1-1441-01012017-31122017-0
VCU APX	2020	23,333	7709-422890255-422913587-VCU-034-APX-IN-1-1441-01012016-31122016-0

VCU APX	2020	5,918	7000-363781997-363787914-VCU-034-APX-IN-1-1768-01012017-31122017-0
VCU APX	2020	1,531	7712-422964368-422965898-VCU-034-APX-IN-1-1081-01012017-31122017-0
Total offset units retired		365,007	
Net emissions after offsetting		0	
Total offsets banked for use future years: (if any)		70,126	7708-422860173-422890254-VCU-034-APX-IN-1-1441-01012015-31122015-0 7707-422833828-422860172-VCU-034-APX-IN-1-1441-01012017-31122017-0 7709-422890255-422913587-VCU-034-APX-IN-1-1441-01012016-31122016-0









4B. Offsets purchasing and retirement strategy




Australian Paper makes twice a year forward estimates of offset requirements based on combining the preceding reporting period's emissions intensity values and the sales forecast for paper products. During this period, Australian Paper then procures offsets that comply with a standard recognised by Climate Active, and retires them. Upon completion of the annual report; and in the case of a reporting period requiring verification by audit – prior to the final verification, Australian Paper will finalise procurement of offsets and cancel/retire at least the final total required volume of offsets as identified in the annual report. If Australian Paper retires more offsets during a reporting period in excess of those reported in Table 4, these are to be applied to future offset requirements covering carbon neutral product sales in subsequent reporting periods.

4C. Offset projects (Co-benefits)

Acknowledging the high proportion of renewable energy that Australian Paper already produces from biomass fuel as a by-product from the pulping process, offsets are invested in alternative energy generation developments, such as solar, wind or biomass.

6. Use of trade mark

Table 4. Trade mark register		
Where used	Logo type	Logo
Product Specification sheets	Climate Active Network Member logo	
Fact sheets	Climate Active Network Member logo	
Banners	Climate Active Network Member logo	
Australian Paper website	Climate Active Network Member logo	
Reflex Website	Climate Active Network Member logo	
Promotional & Product Flyers	Climate Active Network Member logo	
Presentations	Climate Active Network Member logo	
Customer Price List	Climate Active Network Member logo	
Australian Paper branded copy paper includes Australian, Australian 100%	Climate Active Carbon Neutral Product logo	

<p>recycled, Brilliant, Reflex 100% Recycled, reflex 50% Recycled, Reflex Blue, Reflex Gold, Reflex Green, Reflex Pink, Reflex Sand, Reflex Yellow, Reflex Laser White, Reflex Ultra White.</p>		
<p>Australian Paper printing papers includes: New Grange Laser, Revive Laser, Data Right Plus</p>	<p>Climate Active Carbon Neutral Product logo</p>	
<p>Customer branded papers & copy papers includes: Aspire, Bibbulmun, Office Choice, Office National, OPD, Planet Ark 100% recycled, Planet Ark "Mindful", Staples, Xerox Green Wrap 100% recycled *The above brands are manufactured by Australian Paper but are not owned by Australian Paper*</p>	<p>Climate Active Carbon Neutral Product logo</p>	
<p>Sustainability Report</p>	<p>Climate Active Network Member logo</p>	